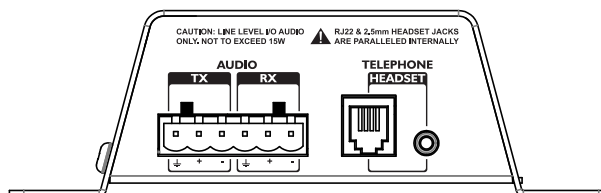


Soundweb™ London

BLU-HIF Telephone Headset Interface



BLU-HIF Front



BLU-HIF Side

OVERVIEW:

The BSS Audio BLU-HIF Telephone Headset Interface facilitates connection of the headset jack of a VoIP/digital phone to an AEC input and analog output of a Soundweb London device. The BLU-HIF therefore allows the VoIP/digital phone to be used as the dialing interface and hybrid for a conference system. This simple interface eliminates the programming requirements associated with third-party control systems, while providing a familiar and low-cost dialing interface to the end user.

The BLU-HIF features an RJ-22 jack for connection to the headset jack of a VoIP/digital phone, a balanced input (Tx) for sending near-side audio, and a balanced output (Rx) for receiving far-side audio. While the BLU-HIF provides substantial isolation of the Rx and Tx signals, near-side audio will still be heard on the Rx channel due to the presence of side-tone. As such, BSS Audio recommends always feeding the Rx channel to an AEC input, as opposed to a standard analog input. The AEC algorithm will remove the side-tone. The Tx channel connects to a standard analog output. (See Figures 1 and 2 for system connection and DSP configuration diagrams)

The wiring configuration within the headset jack of a VoIP/digital phone often differs, depending on the manufacturer. The BLU-HIF comes with two cables whose 4P4C RJ-22 connectors are compatible with the two most common wiring configurations found in the headset jack of VoIP/digital phones. (See Figure 3 for wiring diagram)

The additional 2.5mm jack facilitates connection of two-way communication devices such as cellular phones to the Soundweb London device. This gives the end user the advantage of having an alternate communication path to the outside world, which is particularly useful as a backup to the main phone system. (See Figure 3 for cautionary note regarding BLU-HIF RJ-22 / 2.5mm headset jack connections)

KEY FEATURES:

- RJ-22 Jack for Connection to Headset Jack of VoIP/Digital Phone
- 1 Balanced Analog Input, 1 Balanced Analog Output for Connection to Soundweb London Device
- 2.5mm Jack for Alternate Connection to Cellular Phone with TRS Headset Jack
- Two Cables with Different Wiring Configurations for Quick Compatibility with Most VoIP/Digital Phones (included)
- Rugged Metal Surface
- Surface/Under-Table Mountable



Soundweb™ London BLU-HIF

TECHNICAL SPECIFICATIONS:

Headset Jacks:	RJ-22 or 2.5mm TRS
Line-Level Audio Jacks:	6 Pos 5.08 Phoenix/Combicon
Headset I/O:	Transformer Isolated
Line-Level Audio I/O:	Transformer Isolated, Balanced
Maximum Input level:	+10dBu
THD+N:	< 0.1% typical (200Hz to 20kHz @ 0dBu), < 0.3% typical (100Hz to 200Hz @ 0dBu)
Frequency Response:	100Hz to 20kHz +/-0.5dB
Dimensions (HxWxD):	5.24" (133.1mm) x 2.10" (53.34mm) x 1.61" (40.89mm)
Weight:	1.75 lbs / 0.79 kg

Figure 1: Using the BLU-HIF with a VoIP/Digital Telephone

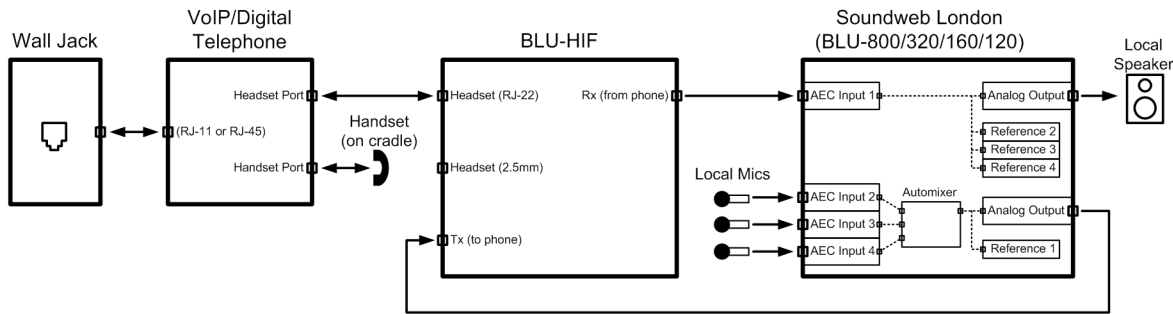


Figure 2: Using the BLU-HIF with a Phone Equipped with a 2.5mm TRS Jack

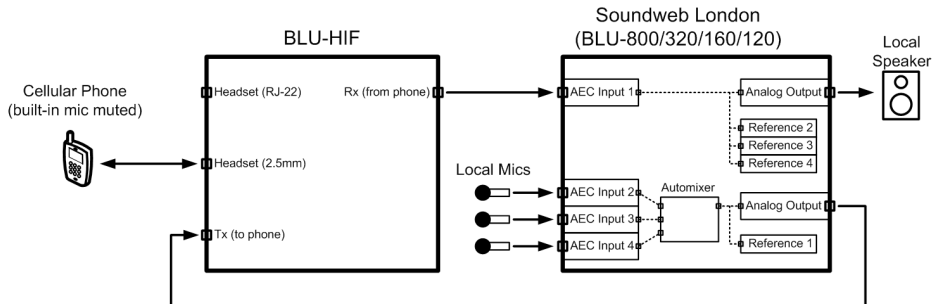
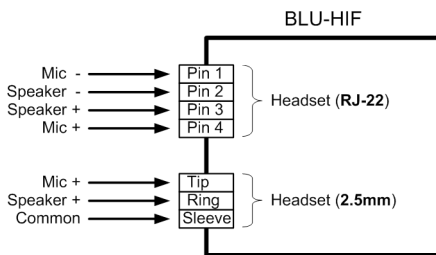


Figure 3: Wiring Diagram – BLU-HIF Headset Jacks



Caution: Do not connect to both jacks simultaneously. Doing so risks damaging the connected devices. Before connecting to either jack, ensure that the internal jumper is set to the appropriate position. By default, the BLU-HIF ships with the jumper in the Headset **RJ-22** jack position. For more information on setting the internal jumper, please refer to the BLU-HIF Installation Guide.

BSS Audio has a policy of continued product improvement and accordingly reserves the right to change features and specifications without prior notice.